



PT SELAMAT SEMPURNA Tbk

MANUFACTURER OF AUTOMOTIVE PARTS
MEMBER OF ADR GROUP - AUTOMOTIVE DIVISION

Investor Relations

FY 2025 Performance

Last Update : 13 March 2026

FACT SHEET ABOUT PT SELAMAT SEMPURNA Tbk

- ❑ PT Selamat Sempurna Tbk is the flagship company of ADR Group (Automotive Division)
- ❑ The Largest Filter Manufacturer in the region
- ❑ The Most Comprehensive range of products
- ❑ Serve more filtration and radiator products than any other auto component company
- ❑ Exported to more than **125** countries worldwide
- ❑ Trademark Registration in more than **130** countries worldwide
- ❑ Approximately 85% of our revenue is recurring aftermarket revenue
- ❑ Strong Balance Sheet and Cash Flow

COMPOSITION OF SHAREHOLDERS

Shareholders	Number of Shares Issued and Fully Paid	%	Amount (IDR)
PT Adrindo Intiperkasa	2,910,392,136	50.54%	72,759,803,400
Others (each with ownership interest below 5%)	2,848,283,304	49.46%	71,207,082,600
Total	5,758,675,440	100.00%	143,966,886,000

Share Ownership February 28, 2026	Number of Investors	%	Number of Shares	%
Foreign Institutions	147	1.11%	1,564,967,183	27.18%
Local Institutions	76	0.58%	3,136,917,745	54.47%
Foreign Individuals	19	0.14%	4,509,560	0.08%
Local Individuals	12,997	98.17%	1,052,280,952	18.27%
Total	13,239	100%	5,758,675,440	100%

THE PRODUCTION PLANTS



2 production sites in Indonesia
Kapuk, Jakarta Province and
Tangerang, Banten Province



Kapuk Plant (Heat Exchange)




Tangerang Plant (Filtration & Other Products)



▪ Radiators : 1.95 millions pieces per year

▪ Filters : 96 millions pieces per year

MAIN PRODUCTS



OTHER PRODUCTS



DUMP HOIST



COOLANT



BRAKE PARTS

ONE STOP SHOP FOR THERMAL SYSTEM & FILTRATION


- Approx. 10,000 part numbers available, filters and radiator.
- Automotive, Commercials, Heavy Equipment, Marines and Industrial sectors for American, European and Asian applications.
- Approx. 300 Filters & Radiators new part numbers every year.




THERMAL SYSTEM PRODUCT RANGE



- Automotive Radiators
(Copper Brass, Aluminum Plastic, All Aluminum)



- Heavy Equipment & Industrial Radiators



- Condenser
- Intercooler
- Evaporator



FILTRATION PRODUCT RANGE

Heavy Equipment & Industrial Filter

(Air, Oil, Fuel, Cabin, Hydraulic, Transmission, Coolant, Separator, HEPA, EDM, Dust Collector)



Automotive Filter

(Air, Oil, Fuel, Cabin, Transmission)



Non-Engine Filter

HVAC Filter, Air Purifier Filter, Gas Turbine Filter



FILTRATION PRODUCT TYPES



AIR FILTERS



OIL FILTERS



FUEL FILTERS



CABIN AIR FILTERS



TRANSMISSION FILTERS



COOLANT FILTERS



HYDRAULIC FILTERS



AIR/OIL SEPARATOR




**FUEL FILTER/
WATER SEPARATOR**



EDM FILTER



AIR PURIFIER FILTER




HVAC FILTER

AIR PURIFIER FILTER & HVAC FILTER



Nowadays, the air pollution around the world harms our health. Breathing quality air is critical for good health, especially indoors. Sakura HVAC Filters & Air Purifier Filters will ensure your indoor environment is clean and provide ultimate protection to your health.

Air Purifier Filters



HVAC Filters



HVAC / HEPA FILTRATIONS



Automotive

- Cabin Air Filters
- Selling to store and online



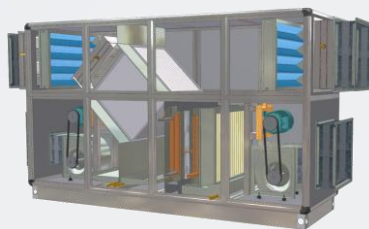
Building Air Ventilation Installation

- Supply HVAC Filters in Building, Factory and Airports



Air Cleaner System Manufacturer & Home Appliances

- Supply OE Air Filter in AHU
- Supply OE Air Filter in Air Purifier Unit
- Air Purifier Filters



Filters Industrial

- EDM Filters
- Air/Oil Separators
- Gas Turbine Filters




KNOW OUR MARKET – MAIN HEAVY EQUIP. RANGE & SUB-RANGE

Range:

Construction



Mining



Agriculture



Forestry



Other Industry



Sub-Range (Equipment Type):

Construction

Mining

Agriculture

Forestry

Other Industry



Excavator/
Shovel



Wheel
Loader



Crane



Asphalt
Finisher



Excavator/
Shovel



Dump Truck



Articulated
Dump Truck



Tractor



Skidder



Forklift



Dozer



Compaction



Mini
Excavator



Skid Steer



Wheel Loader



Dozer



Dragline



Combine
Harvester



Harvester



Telescopic



Grader



Backhoe Loader



Scraper



Telescopic



Grader



Backhoe Loader



Drill

OTHER PRODUCTS



DUMP HOIST

Dump Trucks, Hoists and Special Purpose Vehicles



OTHER PRODUCTS

Fuel Tank



Exhaust System & Muffler



Wiper Blade



Brake Pads



Brake Shoe





SAKURA AIR PURIFIER

We spend most of our time indoors, where the air we breathe can be up to 5 times more polluted than outdoors.

Sakura Air Purifier reduces the transmission of airborne viruses and eliminate air pollutants at home, office and other indoor environments.



SAP-415

(Room size 7 - 15 m²)



SAP-524

(Room size 8 - 24 m²)



SAP-743

(Room size 28 - 43 m²)



SAP-796

(Room size 59 - 96 m²)

LIST OF OEM/OES

- ANTONIO CARRARO
- ATLAS COPCO
- BELL
- BOMAG
- CARRIER
- CLARK
- CNHI
- COMBILIFT
- DAIHATSU
- DFSK
- GEHL
- GENERAL MOTORS
- HELI
- HINO
- HITACHI
- HYSTER
- HYUNDAI
- ISEKI
- ISUZU
- KATO
- KUBOTA
- LIEBHERR
- LIUGONG
- MANITOU
- MATHIEU
- MAZDA
- MITSUBISHI
- NANNI DIESEL
- NISSAN
- REHLKO
- SDE
- SUBARU
- SUMITOMO
- SUNWARD
- SUZUKI
- TAKEUCHI
- TCM
- TECNOCAR
- TEREX
- TOYOTA
- VESTAS
- VOLVO
- YALE
- YANMAR
- ETC

Filters

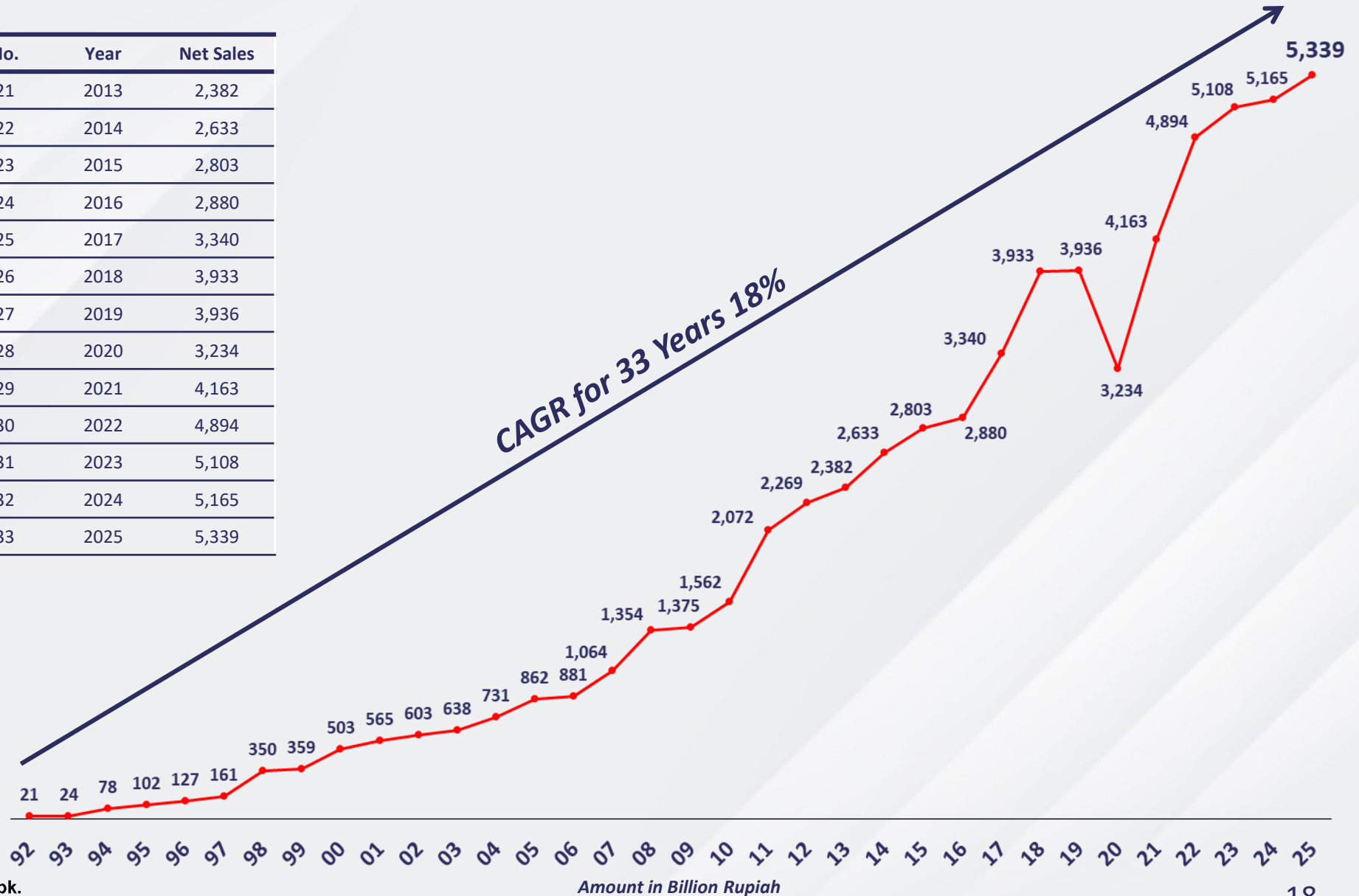
- **1984:** Donaldson Company Inc., USA (PT Panata Jaya Mandiri)
- **1985:** Mahle Japan Limited, Japan
(formerly Tsuchiya Manufacturing Co. Ltd., Japan)
- **1988:** Tokyo Roki Co., Ltd., Japan (PT Selamat Sempurna Tbk)

Radiators & Others

- **1979:** Tokyo Radiators Mfg. Co. Ltd., Japan
(Radiator - PT Selamat Sempurna Tbk)
- **1982:** Usui Kokusai Sangyo Kaisha Ltd., Japan
(Brake Pipes - PT Selamat Sempurna Tbk)
- **1989:** ShinMaywa Industrial Co. Ltd., Japan
(PT Hydraxle Perkasa)
- **2013:** Sueyoshi Kogyo Co. Ltd., Japan
(Fuel Tank and Hydraulic Tank for Construction Machinery - PT Selamat Sempurna Tbk)

33 YEARS OF CAGR SALES

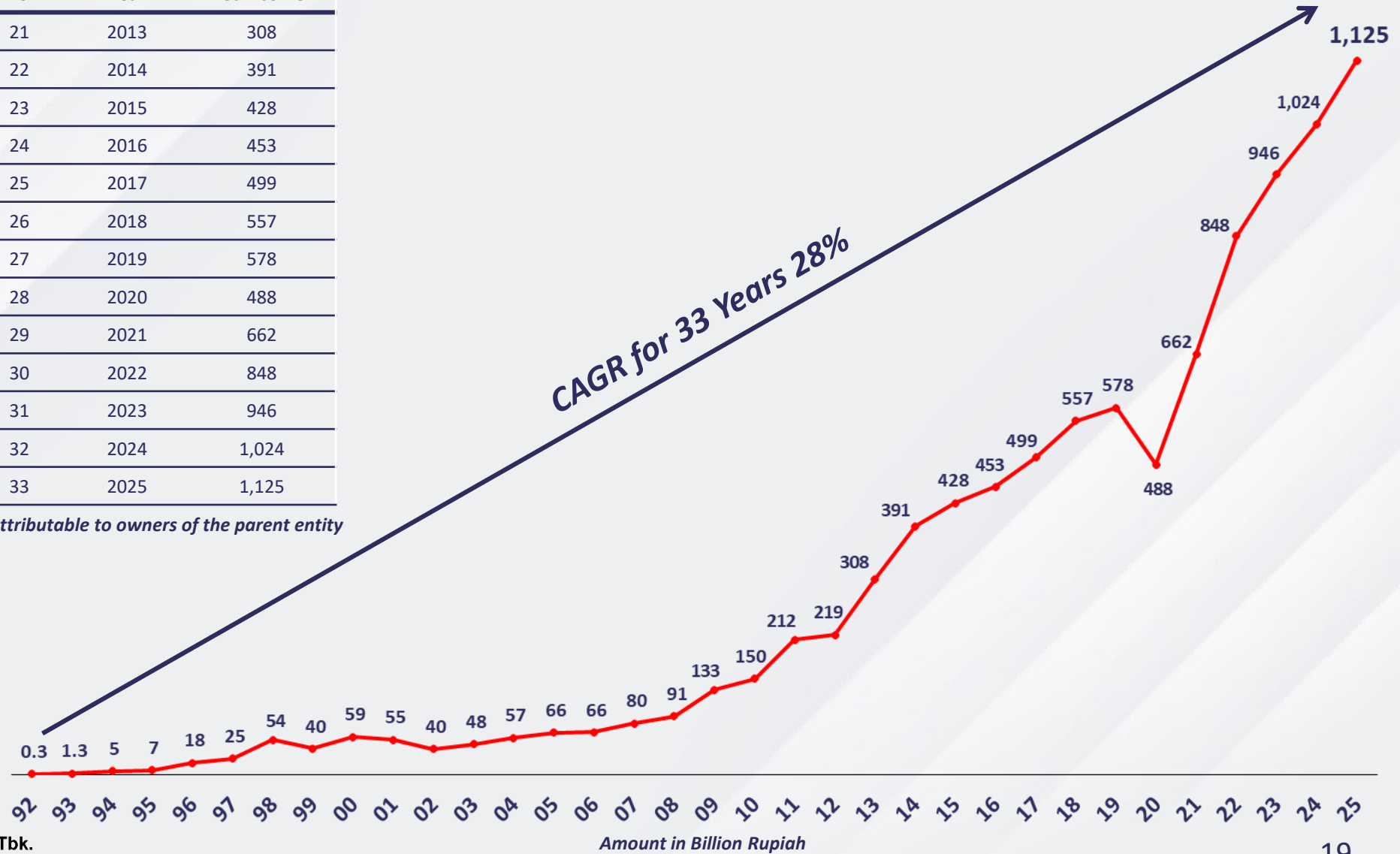
No.	Year	Net Sales	No.	Year	Net Sales
	1992	21	21	2013	2,382
1	1993	24	22	2014	2,633
2	1994	78	23	2015	2,803
3	1995	102	24	2016	2,880
4	1996	127	25	2017	3,340
5	1997	161	26	2018	3,933
6	1998	350	27	2019	3,936
7	1999	359	28	2020	3,234
8	2000	503	29	2021	4,163
9	2001	565	30	2022	4,894
10	2002	603	31	2023	5,108
11	2003	638	32	2024	5,165
12	2004	731	33	2025	5,339
13	2005	862			
14	2006	881			
15	2007	1,064			
16	2008	1,354			
17	2009	1,375			
18	2010	1,562			
19	2011	2,072			
20	2012	2,269			



33 YEARS OF CAGR NET INCOME

No.	Year	Net Income*	No.	Year	Net Income*
	1992	0.3	21	2013	308
1	1993	1.3	22	2014	391
2	1994	5	23	2015	428
3	1995	7	24	2016	453
4	1996	18	25	2017	499
5	1997	25	26	2018	557
6	1998	54	27	2019	578
7	1999	40	28	2020	488
8	2000	59	29	2021	662
9	2001	55	30	2022	848
10	2002	40	31	2023	946
11	2003	48	32	2024	1,024
12	2004	57	33	2025	1,125
13	2005	66			
14	2006	66			
15	2007	80			
16	2008	91			
17	2009	133			
18	2010	150			
19	2011	212			
20	2012	219			

**) attributable to owners of the parent entity*

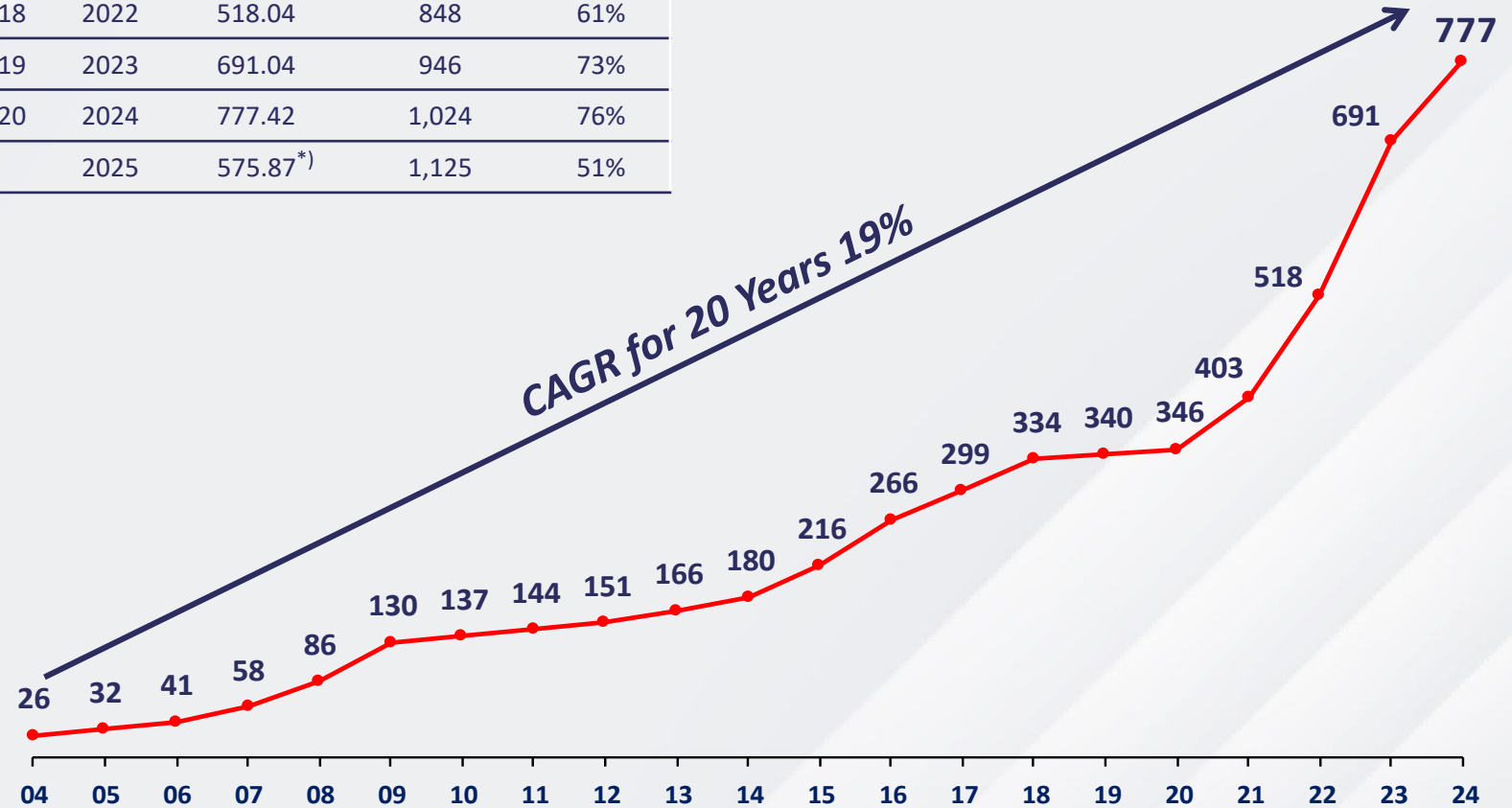


20 YEARS CONSECUTIVE DIVIDEND PAYMENT GROWTH

No.	Book Year	Total Dividend (In Bio IDR)	Net Income (In Bio IDR)	Payout Ratio
	2004	25.97	57	45%
1	2005	32.47	66	49%
2	2006	41.08	66	62%
3	2007	57.59	80	72%
4	2008	86.38	91	94%
5	2009	129.57	133	98%
6	2010	136.77	150	91%
7	2011	143.97	212	68%
8	2012	151.17	219	69%
9	2013	165.56	308	54%
10	2014	179.96	391	46%
11	2015	215.95	428	51%
12	2016	266.34	453	59%
13	2017	299.45	499	60%
14	2018	334.00	557	60%
15	2019	339.76	578	59%
16	2020	345.52	488	71%
17	2021	403.01	662	61%

No.	Book Year	Total Dividend (In Bio IDR)	Net Income (In Bio IDR)	Payout Ratio
18	2022	518.04	848	61%
19	2023	691.04	946	73%
20	2024	777.42	1,024	76%
	2025	575.87 ^{*)}	1,125	51%

- Paid quarterly dividend since 2015 = 43 times
- Increased annually for 20 years
- Total Dividend paid since 1996 Rp6.09 Trillion



Dividend Distribution within year 2025:

Final Dividend For 2024 Financial Year : IDR 230 Bio on June 24, 2025

^{*)} 1st Interim Dividend For 2025 Financial Year : IDR 144 Bio on May 27, 2025

^{*)} 2nd Interim Dividend For 2025 Financial Year : IDR 202 Bio on August 26, 2025

^{*)} 3rd Interim Dividend For 2025 Financial Year : IDR 230 Bio on November 25, 2025

DIVIDEND POLICY, Dividend percentage of net income are:

- Net income up to Rp 10 billion : 35% ;
- Net income above Rp 10 billion - Rp 30 billion : 40% ;
- Net income above Rp 30 billion : 45%.

CONTINUOUS IMPROVEMENT OF CORPORATE GOVERNANCE SCORE




[Assessment by IICD]



SCORE (POINTS)

MIN. REQUIREMENT	FAIR	GOOD	VERY GOOD	LEADERSHIP IN CG
Comply the minimum standards according to laws and regulations	There is a strong awareness and efforts to adopt international standards	Has adopted some of the international standards	Has fully adopted the international standards	Exceeding level 1 (Structure of ACGS)
(Level 1) 60.00 - 69.99	(Level 2) 70.00 - 79.99	(Level 3) 80.00 - 89.99	(Level 4) 90.00 - 100.00	(Level 5) > 100

SUMMARY PERFORMANCE 2025

	Position as of December 31 st , 2025		Changes
Net Sales	IDR 5.34 T		3.37%
Profit for the Period*	IDR 1.13 T		9.81%
EPS	IDR 195		9.81%

** attributable to owners of the parent entity*

COMPARATIVE FINANCIAL HIGHLIGHTS

Financial Highlights	2025	2024	Increase/ (Decrease)	%	2023	2022	2021
Net Sales	5,339	5,165	174	3.37%	5,108	4,894	4,163
Gross Profit	1,978	1,914	64	3.35%	1,837	1,605	1,337
Operating Profit	1,502	1,375	127	9.26%	1,282	1,174	931
Profit for the Year Attributable to:							
Owners of the Parent Entity	1,125	1,024	101	9.81%	946	848	662
Non-Controlling Interest	96	94	2	2.03%	92	88	66
Total Comprehensive Income for the Year Attributable to:							
Owners of the Parent Entity	1,142	1,040	102	9.85%	926	860	650
Non-Controlling Interest	110	102	8	7.83%	87	93	60
Current Assets	3,724	3,600	124	3.44%	3,321	3,133	2,795
Total Assets	5,163	4,964	199	4.01%	4,589	4,393	3,869
Current Liabilities	630	769	(140)	(18.17%)	647	708	669
Total Liabilities	856	1,038	(182)	(17.49%)	947	1,063	957
Equity Attributable to:							
Owners of the Parent Entity	3,808	3,473	336	9.67%	3,227	2,908	2,521
Non-Controlling Interest	498	453	45	9.91%	414	423	391
EPS	195	178	17	9.81%	164	147	115

FINANCIAL RATIO

Financial Ratio	2025	2024	2023	2022	2021
Net Sales Growth	3%	1%	4%	18%	29%
Total Asset Growth	4%	8%	4%	14%	15%
Total Equity Growth	10%	8%	9%	14%	10%
Gross Profit Margin	37%	37%	36%	33%	32%
Operating Margin	28%	27%	25%	24%	22%
Profit Margin*	21%	20%	19%	17%	16%
Return on Assets	24%	23%	23%	21%	19%
Return on Equity*	26%	26%	26%	25%	23%
Total Debt/Total Assets	17%	21%	21%	24%	25%
Total Debt/Total Equity	20%	26%	26%	32%	33%
Current Ratio	591%	468%	514%	443%	418%

SALES PERFORMANCE FY 2025 [12 MONTHS ENDED]

Market	Sales (IDR)				Increase / (Decrease)	
	2025	%	2024	%	IDR	%
Domestic	1,890	35%	2,050	40%	(160)	(7.79%)
Overseas	3,449	65%	3,115	60%	334	10.71%
Total	5,339	100%	5,165	100%	174	3.37%

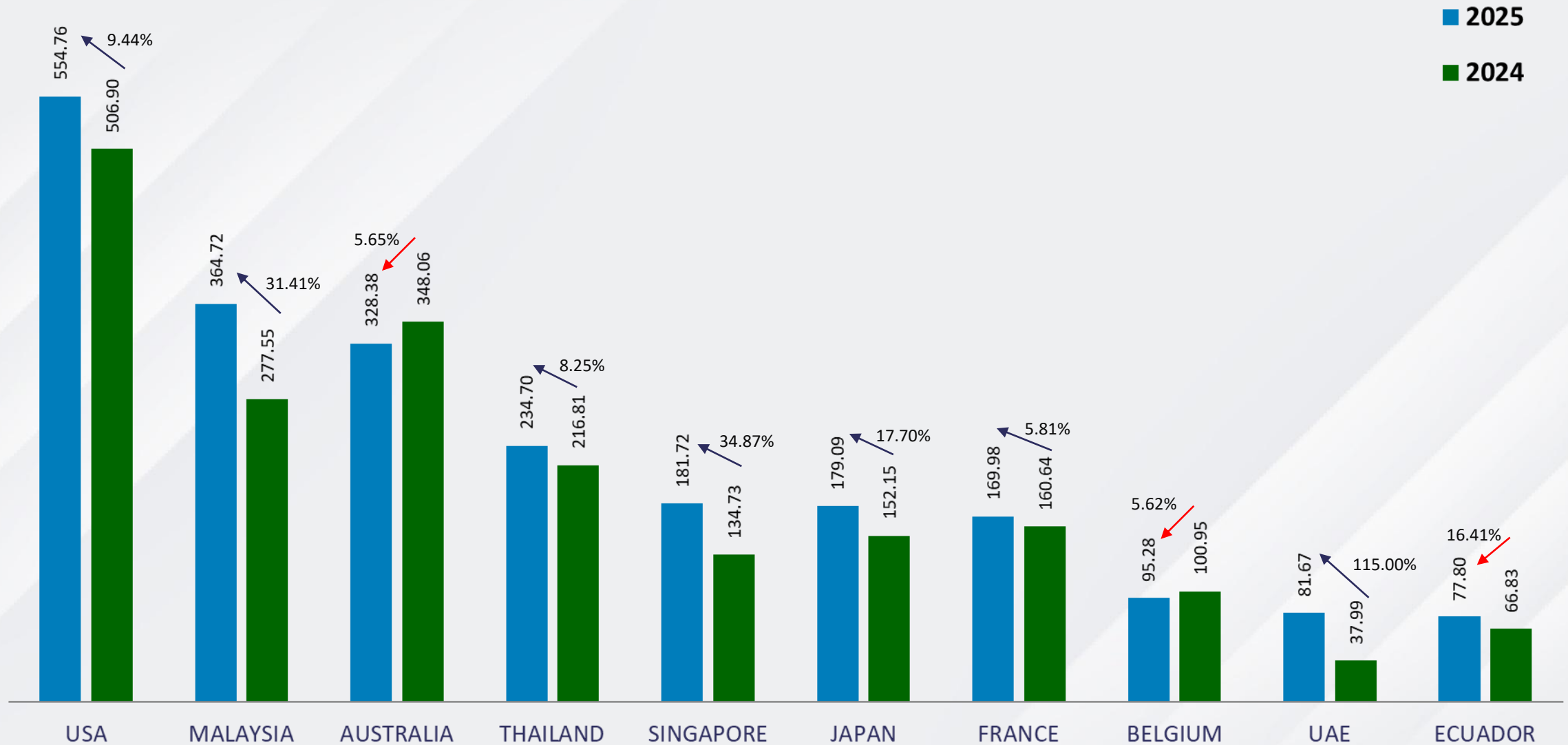
Product	Sales (IDR)				Increase / (Decrease)	
	2025	%	2024	%	IDR	%
Filter	4,058	76%	3,862	75%	196	5.08%
Radiator	592	11%	544	11%	48	8.81%
Body Maker	144	3%	266	5%	(122)	(45.93%)
Trading	1,659	31%	1,594	31%	65	4.09%
Others	212	4%	227	4%	(15)	(6.61%)
(Elimination)	(1,326)	(25%)	(1,328)	(26%)	2	0.12%
Total	5,339	100%	5,165	100%	174	3.37%

SALES BY GEOGRAPHICAL [CONTINENT]

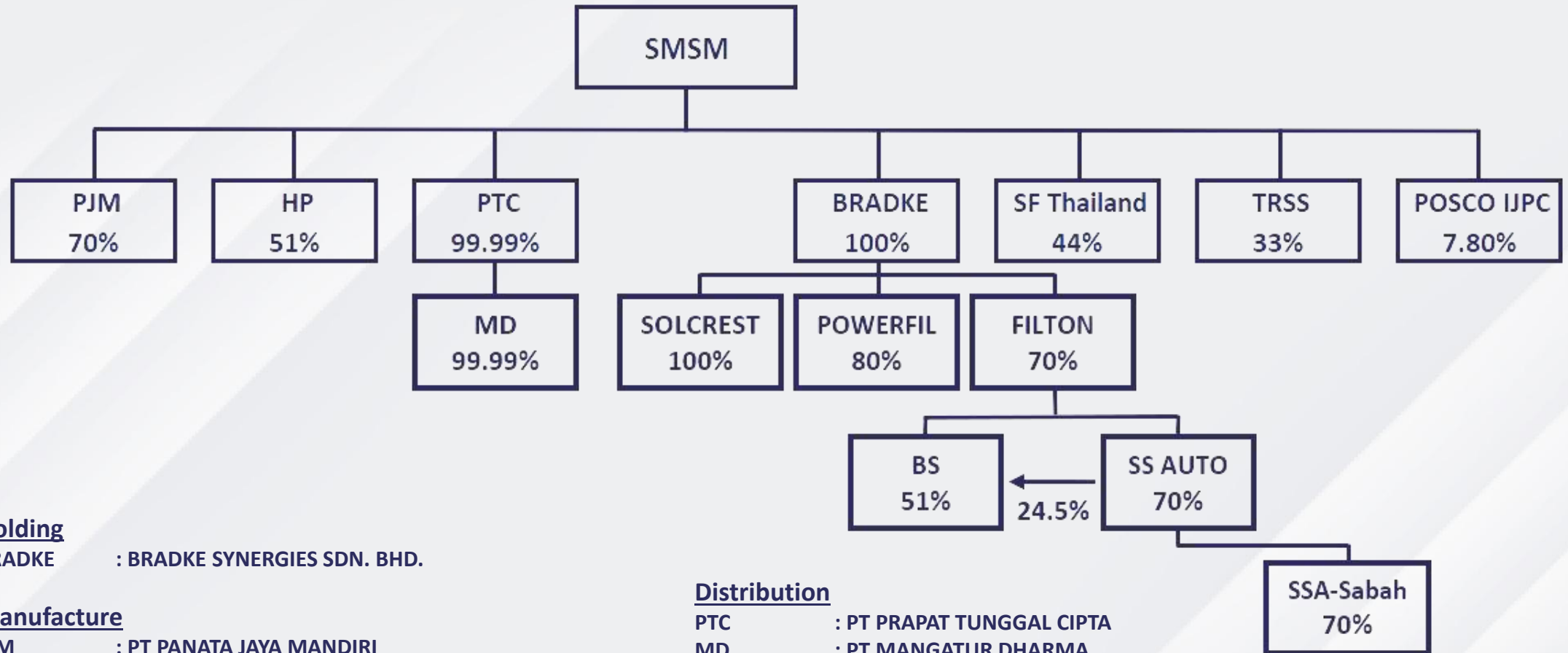
Geographical	2025		2024		Increase/ (Decrease)
	IDR	%	IDR	%	
Domestic	1,890	35%	2,050	40%	(7.79%)
Overseas					
Asia	1,530	29%	1,169	22%	30.83%
America	906	17%	819	16%	10.68%
Europe	519	10%	629	12%	(17.40%)
Australia	380	7%	402	8%	(5.56%)
Africa	114	2%	96	2%	17.98%
Total	5,339	100%	5,165	100%	3.37%

TOP 10 EXPORT DESTINATIONS BY COUNTRIES

[sort by sales FY 2025 - in Bio IDR]



STRUCTURE OF SMSM WITH THE SUBSIDIARIES & ASSOCIATES [31 DEC 2025]



Holding

BRADKE : BRADKE SYNERGIES SDN. BHD.

Manufacture

PJM : PT PANATA JAYA MANDIRI
 HP : PT HYDRAXLE PERKASA
 TRSS : PT TOKYO RADIATOR SELAMAT SEMPURNA
 POSCO IJPC : PT POSCO INDONESIA JAKARTA PROCESSING CENTER
 FILTON : FILTON INDUSTRIES SDN. BHD.
 BS : BS ENTERPRISE SDN. BHD.

Distribution

PTC : PT PRAPAT TUNGGAL CIPTA
 MD : PT MANGATUR DHARMA
 SOLCREST : SOLCREST PTY LTD.
 POWERFIL : POWERFIL AUTOPARTS SDN. BHD.
 SS AUTO : S.S AUTO SDN. BHD.
 SS A-Sabah : S.S AUTO (Sabah) SDN. BHD.
 SF THAILAND : SURE FILTER THAILAND CO., LTD.

Branches of PTC :

JABODETABEK, The Greater Jakarta
 MAKASSAR, South Sulawesi
 MEDAN, North Sumatra
 PEKANBARU, Riau
 SURABAYA, East Java
 SAMARINDA, East Kalimantan

- ❑ SMSM owns a 70% stake in PJM
- ❑ *Joint venture* with Donaldson Company Inc., USA

Financial Highlights	2025 (A)	2024 (A)	Inc/(Decr) %
Net Sales	1,394	1,327	5%
Gross Profit	396	353	12%
Operating Profit	322	273	18%
Profit for the year	255	217	18%
Current Assets	728	713	2%
Total Assets	905	867	4%
Current Liabilities	162	211	(23%)
Total Liabilities	194	244	(20%)
Total Equity	712	624	14%



PT HYDRAXLE PERKASA – HP (Subsidiary Company)

- ❑ SMSM owns a 51% stake in HP
- ❑ Manufacture dump hoist and body maker of dump truck, trailer, mixer, and tank

Financial Highlights	2025 (A)	2024 (A)	Inc/(Decr) %
Net Sales	196	322	(39%)
Gross Profit	9	43	(79%)
Operating Profit	(4)	20	(118%)
Profit for the year	(2)	15	(111%)
Current Assets	120	133	(10%)
Total Assets	245	252	(3%)
Current Liabilities	21	24	(14%)
Total Liabilities	36	39	(7%)
Total Equity	209	213	(2%)

A= Audited

Amount in Billion Rupiah

U= Unaudited



PT PRAPAT TUNGGAL CIPTA – PTC (Subsidiary Company)

- ❑ SMSM owns a 99.99% stake in PTC
- ❑ Sole distributor that specializes on the trading of the Company products in Indonesia aftermarket sectors

Financial Highlights	2025 (A)	2024 (A)	Inc/(Decr) %
Net Sales	924	907	2%
Gross Profit	249	253	(1%)
Operating Profit	185	179	4%
Profit for the year*	148	144	3%
Current Assets	590	567	4%
Total Assets	650	626	4%
Current Liabilities	126	171	(27%)
Total Liabilities	142	190	(25%)
Total Equity	507	435	17%

A= Audited

Amount in Billion Rupiah

U= Unaudited

**) attributable to owners of the parent entity*

BRADKE SYNERGIES SDN. BHD. – BRADKE (Subsidiary Company)

- ❑ SMSM owns a 100% stake in Bradke
- ❑ Bradke is the Holding Company which had subsidiaries of which are (i) Manufacturing of filters product & the Company's Supplier for machinery (Filton Industries Sdn Bhd), the Company's sole distributor of filter products in Malaysia & Australia (Powerfil Auto Parts Sdn Bhd, SS Auto Sdn Bhd, Solcrest Pty Ltd)

Financial Highlights	2025 (A)	2024 (A)	Inc/(Decr) %
Net Sales	177	189	(6%)
Gross Profit	67	76	(12%)
Operating Profit	26	34	(24%)
Profit for the year	14	18	(24%)
Current Assets	102	106	(4%)
Total Assets	172	179	(4%)
Current Liabilities	35	37	(5%)
Total Liabilities	46	55	(17%)
Total Equity	126	123	2%

A= Audited

Amount in Million Ringgit Malaysia

U= Unaudited

**) attributable to owners of the parent entity*

SURE FILTER THAILAND - (Subsidiary Company)

- ❑ SMSM owns a 44% stake in SF Thailand
- ❑ SF Thailand is the Company's sole distributor of filter and radiator products in Thailand

Financial Highlights	2025 (A)	2024 (A)	Inc/(Decr) %
Net Sales	364	361	0.9%
Gross Profit	116	98	18%
Operating Profit	42	18	136%
Profit for the year	28	9	224%
Current Assets	198	180	10%
Total Assets	393	394	(0.2%)
Current Liabilities	116	120	(3%)
Total Liabilities	150	178	(15%)
Total Equity	243	216	12%

A= Audited

U= Unaudited

Amount in Million Baht Thailand



PT TOKYO RADIATOR SELAMAT SEMPURNA (Associate Company)

- ❑ SMSM owns a 33% stake in TRSS
- ❑ *Joint venture* with Tokyo Radiator Mfg. Co. Ltd

Financial Highlights	2025 (U)	2024 (U)	Inc/(Decr) %
Net Sales	140	145	(4%)
Gross Profit	32	33	(3%)
Operating Profit	16	18	(7%)
Profit for the year	17	17	2%
Current Assets	150	146	2%
Total Assets	174	174	(0.1%)
Current Liabilities	15	22	(29%)
Total Liabilities	32	41	(21%)
Total Equity	141	133	6%

- ❑ SMSM owns a 7.80% stake in POSCO IJPC
- ❑ *Joint venture* with POSCO Holdings Inc. and POSCO International Corporation

Financial Highlights	2025 (U)	2024 (A)	Inc/(Decr) %
Net Sales	228	254	(10%)
Gross Profit	2	9	(78%)
Operating Profit	(3)	5	(157%)
Profit for the year	(5)	1	(740%)
Current Assets	85	129	(34%)
Total Assets	120	167	(28%)
Current Liabilities	73	115	(36%)
Total Liabilities	74	116	(36%)
Total Equity	46	51	(9%)

A= Audited

U= Unaudited

Amount in Million USD

ACHIEVEMENT 2025

Month	Achievement
February	<p>[February 24, 2025] - PT Tokyo Radiator Selamat Sempurna (an associate entity of PT Selamat Sempurna Tbk) was awarded the “Excellent Cost-Efficiency Effort in 2024” & the “Excellent OEM Delivery Performance in 2024” by PT Isuzu Astra Motor Indonesia.</p> <p>[February 24, 2025] - PT Panata Jaya Mandiri (subsidiary of PT Selamat Sempurna Tbk) has been awarded with the “Consecutive Award (for the Consistent Best OES Delivery Performance 3 Years in a Row)” & “Excellent OES Delivery Performance in 2024” by PT Isuzu Astra Motor Indonesia.</p>
April	<p>[April 10, 2025] - PT Selamat Sempurna Tbk received an appreciation and awarded as “Excellent Supplier FY2024” for the Stamping Part category from PT Yanmar Diesel Indonesia.</p> <p>[April 25, 2025] - PT Selamat Sempurna Tbk received an appreciation of “The Outstanding Performance and Support to PT Hino Motors Manufacturing Indonesia”.</p> <p>[April 29, 2025] - PT Selamat Sempurna Tbk proudly received “Best Vendor Contribution and Performance 4W” from PT Suzuki Indomobil Sales.</p>
May	<p>[May 27, 2025] - PT Selamat Sempurna Tbk has been awarded “The Best Sectors Investortrust Companies 2025 (Consumer Cyclical Sector)” by Investortrust.id.</p>
June	<p>[June 30, 2025] - PT Selamat Sempurna Tbk has been recognized as the Best Listed Company in the Automotive Components Category at the Bisnis Indonesia Award (BIA) 2025.</p>

ACHIEVEMENT 2025

Month	Achievement
September	[September 15, 2025] - PT Selamat Sempurna Tbk received “Best Overall” and “Top 50 Mid Capitalization Public Listed Company” categories at “The 16 th Corporate Governance Conference & Award 2025”.
October	[October 7, 2025] - PT Mangatur Dharma (subsidiary of PT Prapat Tunggal Cipta - PT Selamat Sempurna Tbk) received “The Best Goods and Manufacturing Supplier” award at the Vendor Gathering 2025 organized by PT PLN Indonesia Power UBP GRATI. [October 28, 2025] - PT Tokyo Radiator Selamat Sempurna (an associate entity of PT Selamat Sempurna Tbk), received an award from the Yogyakarta City Government for its participation in mentoring and sustainable empowerment programs for Small and Medium Industries “IKM”.
December	[December 2, 2025] - PT Tokyo Radiator Selamat Sempurna (an associate entity of PT Selamat Sempurna Tbk), received the 2025 Link and Match Award from the Ministry of Industry of the Republic of Indonesia in recognition of the company’s contribution to strengthening collaboration between large industries and SMEs, as well as its continuous support for local innovation and technology development to promote import substitution.



Sakura Filter Indonesia



Shopee Mall



Thank You

Visit us at www.smsm.co.id

Follow us at  @sakurafilter.indonesia

Disclaimer:

This presentation has been prepared by PT Selamat Sempurna Tbk independently and is circulated for the purpose of general information only. It is not intended for the specific person who may receive this presentation. The information in this presentation has been obtained from sources which we deem reliable. No warranty (expressed or implied) is made as to the accuracy or completeness of the information. All opinions and estimations included in this presentation constitute our judgment as of this date and are subject to change without prior notice. We disclaim any responsibility or liability whatsoever arising which may be brought or suffered by any person as a result of acting in reliance upon the whole or any part of the contents of this report and neither PT Selamat Sempurna Tbk and/or its affiliated companies and/or their respective employees and/or agents accepts liability for any errors, omissions, negligent or otherwise, in this report and any inaccuracy herein or omission here from which might otherwise arise.

Cautionary note on forward-looking statements:

This presentation may contain statements regarding the business of PT Selamat Sempurna Tbk ("The Company") and its subsidiaries that are of a forward-looking nature and are therefore based on management's assumptions about future developments. Forward-looking statements involve certain risks and uncertainties because they relate to future events. Actual results may vary materially from those targeted, expected or projected due to several factors. Potential risks and uncertainties includes such factors as general economic conditions, foreign exchange fluctuations, interest rate changes, commodity price fluctuations and regulatory developments. The reader and/or listener is cautioned to not unduly rely on these forward-looking statements. We do not undertake any duty to publish any update or revision of any forward-looking statements.